



# The DVORAK Zine

"CHANGING THE WORLD...  
ONE KEYBOARD AT A TIME!"



*Narrated by*



➡ ONLY \$1.00!!! ⬅

# TABLE OF CONTENTS

PAGES  
1 - 6



I'LL START BY TALKING ABOUT THE HISTORY OF THE **TYPEWRITER** AND HOW THE FIRST **KEYBOARD** WAS DEVELOPED.




PAGES  
7 - 14

**DV**

NEXT, I'LL EXPLAIN THE **DVORAK SIMPLIFIED KEYBOARD LAYOUT** AND SOME OF ITS BENEFITS!



PAGES  
15 - 24



THEN I'LL GIVE YOU ALL THE INFORMATION YOU'LL NEED TO START TYPING **DVORAK TODAY!**



**DVzine.org**


TYPING TUTOR, HELP FILES, FAQs, TUTORIALS AND MUCH MUCH MORE!!!

"THE DVORAK ZINE" ©2005 ALEC LONGSTRETH, FRUNCH (AKA MICHAEL CARDIFF) AND GABE CARLETON-BARNES. PLEASE READ, LEARN AND REDISTRIBUTE THIS ZINE! QUESTIONS/COMMENTS: DVzine@gmail.com

**TYPING** IS REALLY IMPORTANT THESE DAYS.



WITH TECHNOLOGY THE WAY IT IS, MOST OF US TYPE **EVERY SINGLE DAY.**



HAVE YOU EVER **REALLY** LOOKED AT A KEYBOARD THOUGH?



I MEAN, HOW DID WE COME UP WITH SUCH A **RANDOM** ARRANGEMENT OF KEYS?!



WELL, IT ALL BEGAN WITH AN INVENTOR NAMED **CHRISTOPHER LATHAM SHOLES**



IN 1868 SHOLES SECURED A PATENT FOR HIS NEW INVENTION, THE "**TYPEWRITER**."




HIS **PROTOTYPE**, AS YOU'D EXPECT, HAD THE KEYS ARRANGED ALPHABETICALLY.


A	B	C	D	E	F	G	H	I	J	K	L	M
N	O	P	Q	R	S	T	U	V	W	X	Y	Z













\* PUN INTENDED !!!

WHEN THE USER STRUCK A KEY, IT SWUNG A "**TYPE BAR**" UP TO THE PAPER, STAMPING IT WITH A LETTER OF PRINTING TYPE.



BUT THESE ORIGINAL TYPE BARS DIDN'T WORK VERY WELL BECAUSE THEY FELL **SLOWLY** BACK INTO PLACE BY **GRAVITY**.







WITH THE COMPLETION OF THE NEW PROTOTYPE, SHOLES'S TEAM TURNED FROM DESIGN TO PRODUCTION.



BUT SHOLES WAS NO BUSINESS MAN, SO AFTER FIVE YEARS OF WORKING ON THE TYPEWRITER HE SOLD ALL HIS RIGHTS TO DENSMORE.



BUT THEN, IN 1878 THE REMINGTON NUMBER TWO WAS RELEASED!




THE NO.2 HAD LOTS OF IMPROVEMENTS, INCLUDING THE ABILITY TO SEE WHAT YOU WERE TYPING!



DENSMORE WENT STRAIGHT TO REMINGTON, THE FAMOUS GUN MANUFACTURER



AND SO, IN 1873 THE "SHOLES & GLIDDEN TYPEWRITER" WAS RELEASED TO THE PUBLIC



THE NO.2 ALSO INTRODUCED THE SHIFT KEY, ALLOWING UPPER AND LOWER CASE LETTERS. THE NO.2 ALSO REINCORPORATED THE NUMBER 1 KEY.



MOST IMPORTANTLY THOUGH, THE NO.2 HAD SPRING MOUNTED TYPE BARS WHICH QUICKLY SNAPPED BACK INTO PLACE AFTER TYPING.



THESE FIRST TYPEWRITERS WERE PRETTY AWKWARD TO USE.




THE TYPE BARS STRUCK THE PAPER FROM UNDERNEATH, SO YOU COULDN'T EVEN SEE WHAT YOU WERE TYPING!



THIS ELIMINATED KEY JAMS FOR ALL BUT THE FASTEST TYPER!




AND SINCE HIS ORIGINAL LAYOUT WAS DEVELOPED TO COMBAT THAT VERY PROBLEM, SHOLES NOW DESIGNED A NEW, MORE LOGICAL LAYOUT.



AS A RESULT, THE FIRST TYPEWRITER DID NOT SELL VERY WELL.




FROM 1873 TO 1878 REMINGTON ONLY SOLD 5,000 TYPEWRITERS IN THE U.S.A.


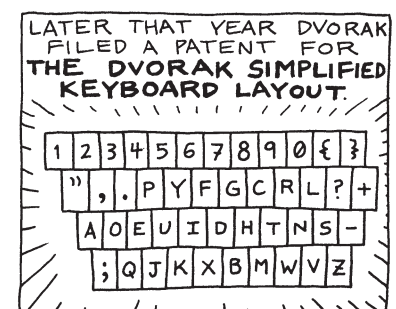











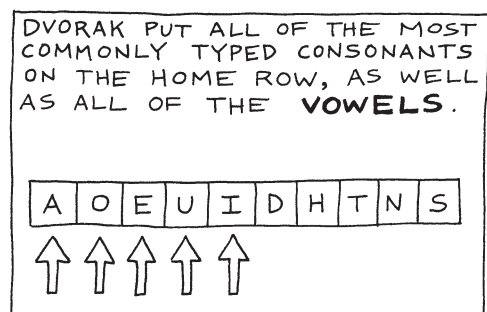



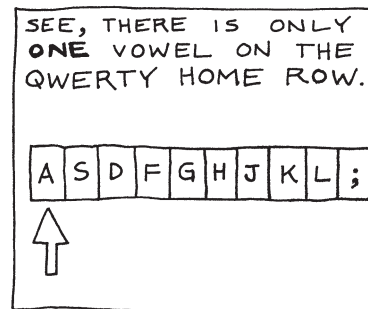





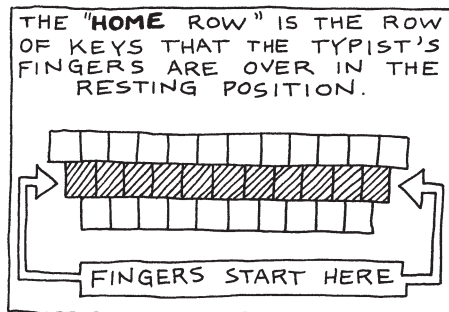
BUT SHOLES FOUND THAT REMINGTON HAD NO DESIRE TO ALTER HIS OLD INVENTION




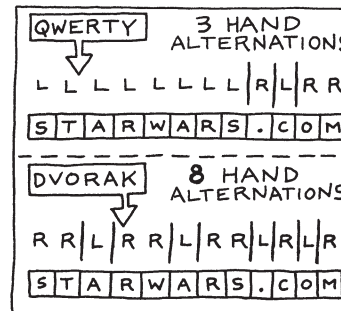











YOU SEE, BY 1900 REMINGTON WAS SELLING 100,000 TYPEWRITERS A YEAR.








































# IF YOU USE WINDOWS

USE THESE DIRECTIONS.

OR, USING OLDER WINDOWS VERSIONS...

## USING WINDOWS XP...

1. CLICK ON "START" AND FIND THE "CONTROL PANEL" UNDER "SETTINGS."

2. SELECT THE "REGIONAL" CONTROL PANEL.

3. IN THE "LANGUAGES" TAB, CLICK THE "DETAILS" BUTTON.

4. THEN CLICK "ADD" AND SELECT DVORAK FROM THE OPTIONS.

5. HIT "APPLY" AND "OK" AND A BLUE ICON WILL APPEAR BY YOUR CLOCK WHICH LETS YOU SWITCH FROM QWERTY TO DVORAK.

## OR, USING OLDER WINDOWS VERSIONS...

FIRST FOLLOW STEP 1 FOR WINDOWS XP AND FIND THE "KEYBOARD" CONTROL PANEL

1. IN THE "LANGUAGES" TAB, CLICK "ADD."

2. YOU CAN CHOOSE ANY LANGUAGE (WE USE DANISH!) JUST MAKE SURE YOU SET THE "PROPERTIES" TO "UNITED STATES-DVORAK"

THEN FOLLOW STEP 5 FOR WINDOWS XP AND YOU'RE ALL SET!


ALSO: IN WINDOWS YOU CAN SET UP ALT + SHIFT TO TOGGLE BETWEEN DVORAK AND QWERTY.

# IF YOU USE A MAC

USE THESE DIRECTIONS!

## USING MAC OS X...

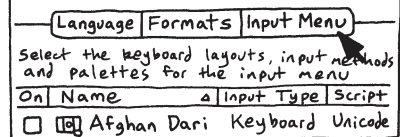
- 1 SELECT "SYSTEM PREFERENCES" FROM THE DOCK.



- 2 NEXT, SELECT THE "INTERNATIONAL" ICON.




- 3 UNDER THE "INPUT MENU" TAB YOU WILL FIND A WHOLE SLEW OF LAYOUTS.



- 4 SELECT "DVORAK" AND YOU ARE ALL SET!

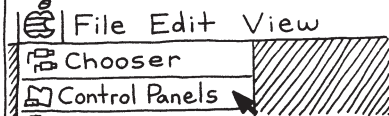


- 5 A SMALL MENU WILL APPEAR UP NEXT TO YOUR CLOCK. YOU CAN USE IT TO SWITCH BETWEEN QWERTY AND DVORAK.

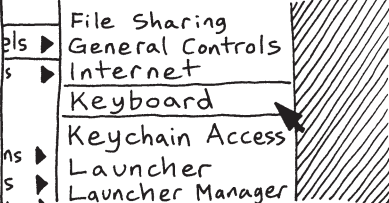


## OR, USING OLDER MAC OS VERSIONS...

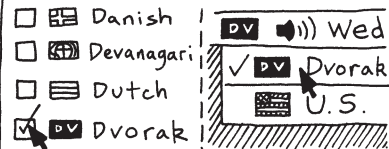
- 1 IN THE APPLE MENU FIND THE "CONTROL PANELS"



- 2 SELECT THE "KEYBOARD" CONTROL PANEL.



- 3, 4 & 5 THEN FOLLOW STEPS FOR MAC OS X!




- ALSO: WITH MACS YOU CAN SET UP TO TOGGLE BETWEEN DVORAK AND QWERTY.




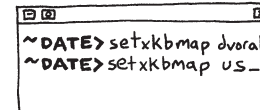


# IF YOU USE LINUX









... YOU'RE AWESOME !!!













IN XWINDOWS, RUN "SETXKBMAP DVORAK" AND "SETXKBMAP US" TO SWITCH BACK AND FORTH











DVzine@gmail.com


PLEASE CONTACT US IF YOU HAVE **ANY** QUESTIONS ABOUT LEARNING DVORAK. ALSO, WE'D LOVE TO HEAR YOUR STORIES ABOUT LEARNING AND TYPING DVORAK!

www.DVzine.org

TYPING TUTOR, HELP FILES, FAQS, TUTORIALS AND MUCH MORE TO HELP YOU SET UP AND LEARN DVORAK. **ALSO** ORDERING AND DISTRIBUTION INFORMATION!

# THANKS

CHARLOTTE PHILLIPS, SAM GREENBERG, PETE LYONS, GWYN HUGHES, MARTHA STEWART LIVING OMNIMEDIA, NEWSWEEK, PHASE SEVEN COMICS, AARON RENIER, THE INTERNET AND GOOGLE.




DEDICATED TO DR. AUGUST DVORAK 1894 - 1975

# CITATIONS

- 1:5 - <http://www.mytypewriter.com/generic.jhtml?pid=31>
- 1:6 - U.S. Patent # 792,655 <http://patft.uspto.gov/netahtml/search-bool.html>
- 1:7 - [http://www.typewritermuseum.org/history/inventors\\_sholes.html#](http://www.typewritermuseum.org/history/inventors_sholes.html#)
- 2:3 - <http://www.library.wisc.edu/etext/WIReader/Images/WER1386.html>
- 2:5 - <http://www.myschoolonline.com/page/0,1871,45615-174025-48-11069,00.html>
- 2:7 - [http://www.officemuseum.com/1874\\_Sholes\\_Glidden\\_NMAH-51-0M.jpg](http://www.officemuseum.com/1874_Sholes_Glidden_NMAH-51-0M.jpg)
- 2:8 - <http://www.maxmon.com/1874ad.htm>
- 4:4 - <http://home.earthlink.net/~dcrohr/IMAGES/sgtreadlesm.jpeg>
- 4:6 - <http://en.wikipedia.org/wiki/Typewriter>
- 4:8 - <http://home.earthlink.net/~dcrohr/firsttw.html>
- 5:1-5:4 - see 4:8
- 5:6 - <http://www.mwbrooks.com/dvorak/dissent.html#sholes>
- 5:8 - <http://www.officemuseum.com/typewriters.htm>
- 7:1-7:2 - [http://en.wikipedia.org/wiki/August\\_Dvorak](http://en.wikipedia.org/wiki/August_Dvorak)
- 7:3-7:5 - Typewriting Behavior by August Dvorak, American Book Company, New York, 1936.
- 7:6 - U.S. Patent # 2,040,248 (see link from 1:6)
- 8:3-8:4 - Cryptanalysis by H.F. Gaines, Dover, New York, 1956.
- 9:1-9:2,9:9 - <http://www.maxmon.com/1936ad.htm>
- 10:5 - <http://www.mit.edu:8001/people/jcb/Dvorak/>
- 10:9 - "The Dvorak Simplified Keyboard: Forty Years of Frustration" by Robert Parkinson Computers and Automation Magazine November 1972, pp. 18-25.
- 11:1 - see 10:9 / 11:12 - see 9:1-9:2,9:9
- 12:3-12:4 - "The Curse of QWERTY" by Jared Diamond, Discover Magazine Vol. 18 No. 4 April 1997
- 12:6 - see 10:5 / 13:2-13:4 see 10:9
- 13:8 - <http://www.dati.org/newsletter/issues/1996n5/Typing2.html>
- 13:5 - see 7:3-7:5 / 13:9 - see 12:3-12:4
- 14:1 - [http://en.wikipedia.org/wiki/Dvorak\\_simplified\\_keyboard](http://en.wikipedia.org/wiki/Dvorak_simplified_keyboard)





## The Dvorak Simplified Keyboard!!!

